

Pirelli Thai Round, 15-17 March 2019

World Superbike - Free Practices Combined Results

Buriram 4.554 m

No.	Rider	Nat	Team	Bike	Class	FP1	FP2	FP3	Time	Gap	Rel.	Avg	LL
1	19 A. BAUTISTA	ESP	ARUBA.IT Racing - Ducati	Ducati Panigale V4 R		1'33.089	1'32.971		1'32.971			176,339	41
2	1 J. REA	GBR	Kawasaki Racing Team WorldSBK	Kawasaki ZX-10RR		1'33.288	1'33.269		1'33.269	0.298	0.298	175,775	37
3	11 S. CORTESE	GER	GRT Yamaha WorldSBK	Yamaha YZF R1	IND	1'34.189	1'33.465		1'33.465	0.494	0.196	175,407	35
4	22 A. LOWES	GBR	Pata Yamaha WorldSBK Team	Yamaha YZF R1		1'34.150	1'33.550		1'33.550	0.579	0.085	175,247	40
5	60 M. VAN DER MARK	NED	Pata Yamaha WorldSBK Team	Yamaha YZF R1		1'33.911	1'33.562		1'33.562	0.591	0.012	175,225	35
6	33 M. MELANDRI	ITA	GRT Yamaha WorldSBK	Yamaha YZF R1	IND	1'34.025	1'33.624		1'33.624	0.653	0.062	175,109	32
7	91 L. HASLAM	GBR	Kawasaki Racing Team WorldSBK	Kawasaki ZX-10RR		1'34.556	1'33.797		1'33.797	0.826	0.173	174,786	39
8	50 E. LAVERTY	IRL	Team Gooleven	Ducati Panigale V4 R	IND	1'34.291	1'33.899		1'33.899	0.928	0.102	174,596	31
9	2 L. CAMIER	GBR	Moriwaki Althea Honda Team	Honda CBR1000RR		1'34.853	1'33.947		1'33.947	0.976	0.048	174,507	29
10	66 T. SYKES	GBR	BMW Motorrad WorldSBK Team	BMW S1000 RR		1'34.029	1'34.022		1'34.022	1.051	0.075	174,368	34
11	7 C. DAVIES	GBR	ARUBA.IT Racing - Ducati	Ducati Panigale V4 R		1'34.244	1'34.093		1'34.093	1.122	0.071	174,236	37
12	28 M. REITERBERGER	GER	BMW Motorrad WorldSBK Team	BMW S1000 RR		1'34.933	1'34.327		1'34.327	1.356	0.234	173,804	29
13	81 J. TORRES	ESP	Team Pedercini Racing	Kawasaki ZX-10RR	IND	1'34.741	1'34.520		1'34.520	1.549	0.193	173,449	33
14	21 M. RINALDI	ITA	BARNI Racing Team	Ducati Panigale V4 R	IND	1'35.688	1'34.550		1'34.550	1.579	0.030	173,394	34
15	36 L. MERCADO	ARG	Orelac Racing VerdNatura	Kawasaki ZX-10RR	IND	1'35.199	1'34.666		1'34.666	1.695	0.116	173,182	35
16	23 R. KIYONARI	JPN	Moriwaki Althea Honda Team	Honda CBR1000RR		1'34.967	1'34.783		1'34.783	1.812	0.117	172,968	37
17	99 T. WAROKORN	THA	Kawasaki Thailand Racing Team	Kawasaki ZX-10RR	IND	1'35.927	1'34.945		1'34.945	1.974	0.162	172,673	39
18	54 T. RAZGATLIOGLU	TUR	Turkish Puccetti Racing	Kawasaki ZX-10RR	IND	1'35.208	1'34.971		1'34.971	2.000	0.026	172,625	30
19	52 A. DELBIANCO	ITA	Althea Mie Racing Team	Honda CBR1000RR	IND	1'36.972	1'35.727		1'35.727	2.756	0.756	171,262	34

15/03/2019

These data/results cannot be reproduced, stored and/or transmitted in whole or in part by any manner of electronic, mechanical, photocopying, recording, broadcasting or otherwise now known or herein after developed without the previous express consent by the copyright owner, except for reproduction in daily press and regular printed publications on sale to the public within 60 days of the event related to those data/results and always provided that copyright symbol appears together as follows below.

© DORNA WSBK ORGANIZATION Srl 2019

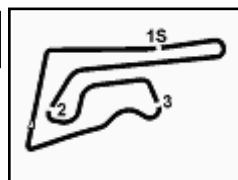
PIRELLI PERUGIA TIMING



Official Tyre Supplier



Official Timekeeper



Pirelli Thai Round, 15-17 March 2019 World Superbike - Results Free Practice 2nd Session

Buriram 4.554 m

1 / 2

No.	Rider	Nat	Team	Bike	Class	Time	Gap	Rel.	Laps	Speed	
										Avg	Max
1	19 A. BAUTISTA	ESP	ARUBA.IT Racing - Ducati	Ducati Panigale V4 R		1'32.971			21	176,339	308,6
2	1 J. REA	GBR	Kawasaki Racing Team WorldSBK	Kawasaki ZX-10RR		1'33.269	0.298	0.298	20	175,775	301,7
3	11 S. CORTESE	GER	GRT Yamaha WorldSBK	Yamaha YZF R1	IND	1'33.465	0.494	0.196	17	175,407	295,1
4	22 A. LOWES	GBR	Pata Yamaha WorldSBK Team	Yamaha YZF R1		1'33.550	0.579	0.085	21	175,247	303,4
5	60 M. VAN DER MARK	NED	Pata Yamaha WorldSBK Team	Yamaha YZF R1		1'33.562	0.591	0.012	18	175,225	295,1
6	33 M. MELANDRI	ITA	GRT Yamaha WorldSBK	Yamaha YZF R1	IND	1'33.624	0.653	0.062	17	175,109	297,5
7	91 L. HASLAM	GBR	Kawasaki Racing Team WorldSBK	Kawasaki ZX-10RR		1'33.797	0.826	0.173	17	174,786	302,5
8	50 E. LAVERTY	IRL	Team GoEleven	Ducati Panigale V4 R	IND	1'33.899	0.928	0.102	17	174,596	300,0
9	2 L. CAMIER	GBR	Moriwaki Althea Honda Team	Honda CBR1000RR		1'33.947	0.976	0.048	17	174,507	296,7
10	66 T. SYKES	GBR	BMW Motorrad WorldSBK Team	BMW S1000 RR		1'34.022	1.051	0.075	17	174,368	294,3
11	7 C. DAVIES	GBR	ARUBA.IT Racing - Ducati	Ducati Panigale V4 R		1'34.093	1.122	0.071	19	174,236	304,2
12	28 M. REITERBERGER	GER	BMW Motorrad WorldSBK Team	BMW S1000 RR		1'34.327	1.356	0.234	17	173,804	295,1
13	81 J. TORRES	ESP	Team Pedercini Racing	Kawasaki ZX-10RR	IND	1'34.520	1.549	0.193	18	173,449	290,3
14	21 M. RINALDI	ITA	BARNI Racing Team	Ducati Panigale V4 R	IND	1'34.550	1.579	0.030	17	173,394	299,2
15	36 L. MERCADO	ARG	Orelac Racing VerdNatura	Kawasaki ZX-10RR	IND	1'34.666	1.695	0.116	20	173,182	292,7
16	23 R. KIYONARI	JPN	Moriwaki Althea Honda Team	Honda CBR1000RR		1'34.783	1.812	0.117	21	172,968	300,0
17	99 T. WAROKORN	THA	Kawasaki Thailand Racing Team	Kawasaki ZX-10RR	IND	1'34.945	1.974	0.162	21	172,673	302,5
18	54 T. RAZGATLIOGLU	TUR	Turkish Puccetti Racing	Kawasaki ZX-10RR	IND	1'34.971	2.000	0.026	15	172,625	295,1
19	52 A. DELBIANCO	ITA	Althea Mie Racing Team	Honda CBR1000RR	IND	1'35.727	2.756	0.756	17	171,262	283,5

Qualifying Lap Time (107% of 1'32.971): 1'39.480

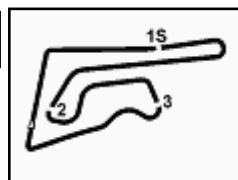
AIR	Humidity:	35%	Temp:	36°C
TRACK	Condition:	Dry	Temp:	56°C

Records	Pole	(SP2)	2018	J.Rea	1'32.814	176,640	Km/h
	Race	(RC1)	2017	J.Rea	1'33.436	175,460	Km/h
	All Times	(SP2)	2018	J.Rea	1'32.814	176,640	Km/h

15/03/2019 Start End The results are provisional until the end of the time limit for protests and appeals
15:00 15:51 and the completion of the technical checks.

These data/results cannot be reproduced, stored and/or transmitted in whole or in part by any manner of electronic, mechanical, photocopying, recording, broadcasting or otherwise now known or herein after developed without the previous express consent by the copyright owner, except for reproduction in daily press and regular printed publications on sale to the public within 60 days of the event related to those data/results and always provided that copyright symbol appears together as follows below.

© DORNA WSBK ORGANIZATION Srl 2019


Pirelli Thai Round, 15-17 March 2019
World Superbike - Results Free Practice 2nd Session
Session Highlights

Local Time	No. Rider	Description
15.00.00		Start
15.01.44		WorldSBK Pit Intervention Time: 1min 17secs
15.06.20	23 R. KIYONARI	On Asphalt - Re-Joined - Turn 5
15.08.57	91 L. HASLAM	Lap Cancelled (1'52.021) - Exceeded Track Limits - Turn 12
15.20.29	2 L. CAMIER	On Asphalt - Re-Joined - Turn 12
15.35.14	66 T. SYKES	Transponder temperature is high (118°C)
15.46.24	28 M. REITERBERGER	Transponder temperature is high (108°C)
15.46.42	50 E. LAVERTY	On Asphalt - Re-Joined - Turn 3
15.48.47	11 S. CORTESE	On Asphalt - Re-Joined - Turn 3
15.51.58		End Of Session

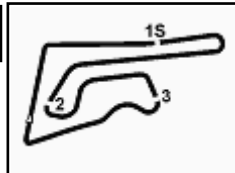
Fastest Laps Sequence

No.	Rider	Nat	Team	Bike	Local Time	Time	Gap	Avg
1	J. REA	GBR	Kawasaki Racing Team WorldSBK	Kawasaki ZX-10RR	15:03'19.414	1'34.740		173,046
19	A. BAUTISTA	ESP	ARUBA.IT Racing - Ducati	Ducati Panigale V4 R	15:03'43.990	1'34.432	-0.308	173,611
22	A. LOWES	GBR	Pata Yamaha WorldSBK Team	Yamaha YZF R1	15:03'47.185	1'34.210	-0.222	174,020
1	J. REA	GBR	Kawasaki Racing Team WorldSBK	Kawasaki ZX-10RR	15:04'53.414	1'34.000	-0.210	174,409
1	J. REA	GBR	Kawasaki Racing Team WorldSBK	Kawasaki ZX-10RR	15:06'27.179	1'33.765	-0.235	174,846
1	J. REA	GBR	Kawasaki Racing Team WorldSBK	Kawasaki ZX-10RR	15:08'00.701	1'33.522	-0.243	175,300
1	J. REA	GBR	Kawasaki Racing Team WorldSBK	Kawasaki ZX-10RR	15:09'34.006	1'33.305	-0.217	175,708
19	A. BAUTISTA	ESP	ARUBA.IT Racing - Ducati	Ducati Panigale V4 R	15:29'30.955	1'33.042	-0.263	176,204
19	A. BAUTISTA	ESP	ARUBA.IT Racing - Ducati	Ducati Panigale V4 R	15:31'03.926	1'32.971	-0.071	176,339

15/03/2019 Start End The results are provisional until the end of the time limit for protests and appeals and the completion of the technical checks.

These data/results cannot be reproduced, stored and/or transmitted in whole or in part by any manner of electronic, mechanical, photocopying, recording, broadcasting or otherwise now known or herein after developed without the previous express consent by the copyright owner, except for reproduction in daily press and regular printed publications on sale to the public within 60 days of the event related to those data/results and always provided that copyright symbol appears together as follows below.

© DORNA WSBK ORGANIZATION Srl 2019



Buriram 4.554 m

Pirelli Thai Round, 15-17 March 2019
World Superbike - Best Sectors & Speed Free Practice 2nd Session

BEST LAP			
1	19 A. BAUTISTA	Ducati Panigale V4 R	1'32.971
2	1 J. REA	Kawasaki ZX-10RR	1'33.269
3	11 S. CORTESE	Yamaha YZF R1	1'33.465
4	22 A. LOWES	Yamaha YZF R1	1'33.550
5	60 M. VAN DER MARK	Yamaha YZF R1	1'33.562
6	33 M. MELANDRI	Yamaha YZF R1	1'33.624
7	91 L. HASLAM	Kawasaki ZX-10RR	1'33.797
8	50 E. LAVERTY	Ducati Panigale V4 R	1'33.899
9	2 L. CAMIER	Honda CBR1000RR	1'33.947
10	66 T. SYKES	BMW S1000 RR	1'34.022
11	7 C. DAVIES	Ducati Panigale V4 R	1'34.093
12	28 M. REITERBERGER	BMW S1000 RR	1'34.327
13	81 J. TORRES	Kawasaki ZX-10RR	1'34.520
14	21 M. RINALDI	Ducati Panigale V4 R	1'34.550
15	36 L. MERCADO	Kawasaki ZX-10RR	1'34.666
16	23 R. KIYONARI	Honda CBR1000RR	1'34.783
17	99 T. WAROKORN	Kawasaki ZX-10RR	1'34.945
18	54 T. RAZGATLIOGLU	Kawasaki ZX-10RR	1'34.971
19	52 A. DELBIANCO	Honda CBR1000RR	1'35.727

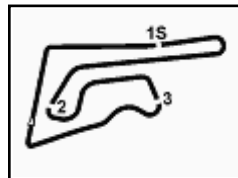
SPEED			
1	19 A. BAUTISTA	Ducati Panigale V4 R	308,6
2	7 C. DAVIES	Ducati Panigale V4 R	304,2
3	22 A. LOWES	Yamaha YZF R1	303,4
4	99 T. WAROKORN	Kawasaki ZX-10RR	302,5
5	91 L. HASLAM	Kawasaki ZX-10RR	302,5
6	1 J. REA	Kawasaki ZX-10RR	301,7
7	50 E. LAVERTY	Ducati Panigale V4 R	300,0
8	23 R. KIYONARI	Honda CBR1000RR	300,0
9	21 M. RINALDI	Ducati Panigale V4 R	299,2
10	33 M. MELANDRI	Yamaha YZF R1	297,5
11	2 L. CAMIER	Honda CBR1000RR	296,7
12	54 T. RAZGATLIOGLU	Kawasaki ZX-10RR	295,1
13	28 M. REITERBERGER	BMW S1000 RR	295,1
14	11 S. CORTESE	Yamaha YZF R1	295,1
15	60 M. VAN DER MARK	Yamaha YZF R1	295,1
16	66 T. SYKES	BMW S1000 RR	294,3
17	36 L. MERCADO	Kawasaki ZX-10RR	292,7
18	81 J. TORRES	Kawasaki ZX-10RR	290,3
19	52 A. DELBIANCO	Honda CBR1000RR	283,5

SEG. 1		SEG. 2		SEG. 3		SEG. 4					
1	19 A. BAUTISTA	19.267	1	19 A. BAUTISTA	26.661	1	11 S. CORTESE	21.511	1	22 A. LOWES	25.071
2	22 A. LOWES	19.399	2	1 J. REA	26.744	2	1 J. REA	21.641	2	1 J. REA	25.126
3	50 E. LAVERTY	19.536	3	7 C. DAVIES	26.751	3	19 A. BAUTISTA	21.665	3	60 M. VAN DER MARK	25.186
4	1 J. REA	19.537	4	60 M. VAN DER MARK	26.853	4	60 M. VAN DER MARK	21.700	4	33 M. MELANDRI	25.221
5	7 C. DAVIES	19.568	5	33 M. MELANDRI	26.866	5	2 L. CAMIER	21.714	5	11 S. CORTESE	25.224
6	33 M. MELANDRI	19.610	6	50 E. LAVERTY	26.870	6	22 A. LOWES	21.773	6	19 A. BAUTISTA	25.232
7	91 L. HASLAM	19.614	7	91 L. HASLAM	26.879	7	28 M. REITERBERGER	21.789	7	66 T. SYKES	25.271
8	21 M. RINALDI	19.630	8	66 T. SYKES	26.892	8	33 M. MELANDRI	21.834	8	91 L. HASLAM	25.323
9	99 T. WAROKORN	19.687	9	22 A. LOWES	26.902	9	66 T. SYKES	21.861	9	81 J. TORRES	25.355
10	11 S. CORTESE	19.724	10	2 L. CAMIER	26.904	10	91 L. HASLAM	21.864	10	50 E. LAVERTY	25.361
11	60 M. VAN DER MARK	19.743	11	11 S. CORTESE	26.905	11	81 J. TORRES	21.893	11	28 M. REITERBERGER	25.397
12	23 R. KIYONARI	19.760	12	28 M. REITERBERGER	27.009	12	50 E. LAVERTY	21.911	12	2 L. CAMIER	25.411
13	54 T. RAZGATLIOGLU	19.812	13	81 J. TORRES	27.157	13	23 R. KIYONARI	21.936	13	7 C. DAVIES	25.423
14	2 L. CAMIER	19.814	14	23 R. KIYONARI	27.193	14	54 T. RAZGATLIOGLU	21.941	14	23 R. KIYONARI	25.460
15	66 T. SYKES	19.824	15	21 M. RINALDI	27.211	15	36 L. MERCADO	21.951	15	36 L. MERCADO	25.505
16	28 M. REITERBERGER	19.826	16	36 L. MERCADO	27.277	16	99 T. WAROKORN	21.978	16	52 A. DELBIANCO	25.525
17	36 L. MERCADO	19.849	17	54 T. RAZGATLIOGLU	27.310	17	7 C. DAVIES	22.002	17	21 M. RINALDI	25.571
18	81 J. TORRES	20.015	18	99 T. WAROKORN	27.333	18	21 M. RINALDI	22.069	18	54 T. RAZGATLIOGLU	25.602
19	52 A. DELBIANCO	20.197	19	52 A. DELBIANCO	27.489	19	52 A. DELBIANCO	22.142	19	99 T. WAROKORN	25.661

15/03/2019

These data/results cannot be reproduced, stored and/or transmitted in whole or in part by any manner of electronic, mechanical, photocopying, recording, broadcasting or otherwise now known or herein after developed without the previous express consent by the copyright owner, except for reproduction in daily press and regular printed publications on sale to the public within 60 days of the event related to those data/results and always provided that copyright symbol appears together as follows below.

© DORNA WSBK ORGANIZATION Srl 2019


Pirelli Thai Round, 15-17 March 2019
World Superbike - Ideal Times Free Practice 2nd Session

Buriram 4.554 m

No.	Rider	Nat	Bike	Seg. 1	Seg. 2	Seg. 3	Seg. 4	Ideal Time		
				Diff. 1	Diff. 2	Diff. 3	Diff. 4	Best Lap	Pos.	Diff.
1	19 A. BAUTISTA	ESP	Ducati Panigale V4 R	19.267 +0.038	26.661	21.665 +0.098	25.232 +0.010	1'32.825 1'32.971	1	0.146
2	1 J. REA	GBR	Kawasaki ZX-10RR	19.537 +0.072	26.744 +0.098	21.641 +0.051	25.126	1'33.048 1'33.269	2	0.221
3	22 A. LOWES	GBR	Yamaha YZF R1	19.399	26.902	21.773 +0.158	25.071 +0.247	1'33.145 1'33.550	4	0.405
4	11 S. CORTESE	GER	Yamaha YZF R1	19.724 +0.101	26.905	21.511	25.224	1'33.364 1'33.465	3	0.101
5	60 M. VAN DER MARK	NED	Yamaha YZF R1	19.743	26.853 +0.013	21.700 +0.067	25.186	1'33.482 1'33.562	5	0.080
6	33 M. MELANDRI	ITA	Yamaha YZF R1	19.610 +0.019	26.866	21.834 +0.074	25.221	1'33.531 1'33.624	6	0.093
7	50 E. LAVERTY	IRL	Ducati Panigale V4 R	19.536 +0.093	26.870 +0.083	21.911 +0.045	25.361	1'33.678 1'33.899	8	0.221
8	91 L. HASLAM	GBR	Kawasaki ZX-10RR	19.614 +0.085	26.879 +0.004	21.864 +0.028	25.323	1'33.680 1'33.797	7	0.117
9	7 C. DAVIES	GBR	Ducati Panigale V4 R	19.568 +0.028	26.751 +0.161	22.002 +0.101	25.423 +0.059	1'33.744 1'34.093	11	0.349
10	2 L. CAMIER	GBR	Honda CBR1000RR	19.814	26.904	21.714 +0.041	25.411 +0.063	1'33.843 1'33.947	9	0.104
11	66 T. SYKES	GBR	BMW S1000 RR	19.824 +0.050	26.892 +0.059	21.861 +0.065	25.271	1'33.848 1'34.022	10	0.174
12	28 M. REITERBERGER	GER	BMW S1000 RR	19.826 +0.165	27.009	21.789 +0.141	25.397	1'34.021 1'34.327	12	0.306
13	23 R. KIYONARI	JPN	Honda CBR1000RR	19.760	27.193 +0.105	21.936 +0.050	25.460 +0.279	1'34.349 1'34.783	16	0.434
14	81 J. TORRES	ESP	Kawasaki ZX-10RR	20.015 +0.051	27.157	21.893 +0.007	25.355 +0.042	1'34.420 1'34.520	13	0.100
15	21 M. RINALDI	ITA	Ducati Panigale V4 R	19.630 +0.021	27.211 +0.048	22.069	25.571	1'34.481 1'34.550	14	0.069
16	36 L. MERCADO	ARG	Kawasaki ZX-10RR	19.849	27.277 +0.008	21.951 +0.062	25.505 +0.014	1'34.582 1'34.666	15	0.084
17	99 T. WAROKORN	THA	Kawasaki ZX-10RR	19.687 +0.076	27.333	21.978 +0.144	25.661 +0.066	1'34.659 1'34.945	17	0.286
18	54 T. RAZGATLIOGLU	TUR	Kawasaki ZX-10RR	19.812 +0.006	27.310 +0.046	21.941 +0.254	25.602	1'34.665 1'34.971	18	0.306
19	52 A. DELBIANCO	ITA	Honda CBR1000RR	20.197	27.489	22.142	25.525 +0.374	1'35.353 1'35.727	19	0.374
Overall Ideal Time				19.267	26.661	21.511	25.071	1'32.510		

15/03/2019

These data/results cannot be reproduced, stored and/or transmitted in whole or in part by any manner of electronic, mechanical, photocopying, recording, broadcasting or otherwise now known or herein after developed without the previous express consent by the copyright owner, except for reproduction in daily press and regular printed publications on sale to the public within 60 days of the event related to those data/results and always provided that copyright symbol appears together as follows below.

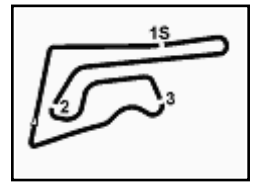
© DORNA WSBK ORGANIZATION Srl 2019

PIRELLI PERUGIA TIMING


Official Tyre Supplier



Official Timekeeper


Pirelli Thai Round, 15-17 March 2019
World Superbike - Chronological Analysis Free Practice 2nd Session

Buriram 4.554 m

1 / 4

1° 19 A. BAUTISTA (1'32.971)							
Lap	Seg.1	Seg.2	Seg.3	Seg.4	Lap Time	km/h	Local Time
1		29.387	23.161	25.916		241,6	15:02'09.558
2	19.447	27.235	22.297	25.453	1'34.432	306,8	15:03'43.990
3	19.469	27.103	22.012	25.482	1'34.066	306,8	15:05'18.056
4	19.445	26.858	22.199	25.619	1'34.121	307,7	15:06'52.177
5	19.490	27.051	22.256	25.672	1'34.469	308,6	15:08'26.646
6	19.517	27.134	22.015	25.500	1'34.166	305,9	15:10'00.812
7	19.450	26.928	21.968	25.404	1'33.750	305,1	15:11'34.562
8	19.458	26.819	21.911	25.650	1'33.838	305,9	15:13'08.400
9	19.422	26.903	23.442	39.403	1'49.170P	305,9	15:14'57.570
10	8'37.262	28.197	22.195	25.710	9'53.364P	286,5	15:24'50.934
11	19.449	26.828	21.898	25.472	1'33.647	305,9	15:26'24.581
12	19.502	26.875	21.665	25.290	1'33.332	305,9	15:27'57.913
13	19.327	26.700	21.766	25.249	1'33.042	307,7	15:29'30.955
14	19.305	26.661	21.763	25.242	1'32.971	305,9	15:31'03.926
15	21.024	27.110	21.892	25.361	1'35.387	293,5	15:32'39.313
16	19.393	26.820	21.833	25.302	1'33.348	302,5	15:34'12.661
17	20.484	27.774	22.114	38.172	1'48.544P	284,2	15:36'01.205
18	6'36.299	28.073	22.143	25.492	7'52.007P	279,8	15:43'53.212
19	19.478	26.939	21.823	25.232	1'33.472	307,7	15:45'26.684
20	19.267	26.858	21.845	25.374	1'33.344	307,7	15:47'00.028
21	19.328	26.848	21.971	25.464	1'33.611	306,8	15:48'33.639
22	19.423	26.703	21.880	25.456	1'33.462	307,7	15:50'07.101

13	11'41.920	28.161	22.137	25.523	12'57.741P	282,0	15:43'21.144
14	19.825	26.905	21.511	25.224	1'33.465	291,1	15:44'54.609
15	19.724	26.941	21.652	25.333	1'33.650	295,1	15:46'28.259
16	20.038	27.085	21.749	25.734	1'34.606	291,9	15:48'02.865
17	19.906	33.484	22.125	25.607	1'41.122	291,9	15:49'43.987
18	19.781	30.598	22.113	25.999	1'38.491	293,5	15:51'22.478

2° 1 J. REA (1'33.269)							
Lap	Seg.1	Seg.2	Seg.3	Seg.4	Lap Time	km/h	Local Time
1		29.131	23.505	26.260		274,1	15:01'44.674
2	19.804	27.245	22.388	25.303	1'34.740	297,5	15:03'19.414
3	19.786	26.861	21.989	25.364	1'34.000	297,5	15:04'53.414
4	19.726	26.872	21.852	25.315	1'33.765	295,1	15:06'27.179
5	19.773	26.811	21.713	25.225	1'33.522	294,3	15:08'00.701
6	19.672	26.744	21.693	25.196	1'33.305	295,9	15:09'34.006
7	20.053	28.406	22.722	37.412	1'48.593P	291,9	15:11'22.599
8	10'22.653	30.224	23.223	38.102	11'54.202P	236,8	15:23'16.801
9	46.439	28.061	22.306	25.615	2'02.421P	285,0	15:25'19.222
10	19.572	34.747	22.972	25.702	1'42.993	298,3	15:27'02.215
11	19.540	26.960	21.771	25.151	1'33.422	300,0	15:28'35.637
12	19.567	26.855	21.641	25.217	1'33.280	300,0	15:30'08.917
13	19.663	26.836	21.781	25.341	1'33.621	295,1	15:31'42.538
14	19.679	27.232	23.758	26.152	1'36.821	293,5	15:33'19.359
15	19.609	26.842	21.692	25.126	1'33.269	295,9	15:34'52.628
16	20.077	28.571	22.462	36.936	1'48.046P	292,7	15:36'40.674
17	7'10.992	30.020	23.140	25.811	8'29.963P	241,6	15:45'10.637
18	19.582	26.908	21.740	25.209	1'33.439	299,2	15:46'44.076
19	19.585	26.813	21.785	25.191	1'33.374	300,0	15:48'17.450
20	19.661	26.862	23.351	26.261	1'36.135	297,5	15:49'53.585
21	19.537	26.789	21.764	25.438	1'33.528	301,7	15:51'27.113

4° 22 A. LOWES (1'33.550)							
Lap	Seg.1	Seg.2	Seg.3	Seg.4	Lap Time	km/h	Local Time
1		31.348	25.421	26.039			15:02'12.975
2	19.795	27.115	21.851	25.449	1'34.210	295,1	15:03'47.185
3	19.759	26.968	21.778	25.591	1'34.096	292,7	15:05'21.281
4	19.724	27.002	21.816	25.643	1'34.185	295,1	15:06'55.466
5	19.771	26.962	21.800	25.367	1'33.900	297,5	15:08'29.366
6	19.861	27.119	21.911	25.349	1'34.240	294,3	15:10'03.606
7	19.691	27.191	21.793	25.481	1'34.156	295,1	15:11'37.762
8	19.608	27.451	26.589	40.453	1'54.101P	299,2	15:13'31.863
9	9'30.450	28.376	22.527	26.151	10'47.504P	278,4	15:24'19.367
10	19.888	27.772	22.184	25.527	1'35.371	295,1	15:25'54.738
11	19.832	27.330	22.205	25.417	1'34.784	295,9	15:27'29.522
12	19.701	27.027	21.911	25.571	1'34.210	296,7	15:29'03.732
13	19.672	27.071	21.904	25.336	1'33.983	294,3	15:30'37.715
14	19.753	27.749	25.170	39.308	1'51.980P	293,5	15:32'29.695
15	5'38.427	29.185	23.661	25.851	6'57.124P	232,3	15:39'26.819
16	19.682	27.126	21.805	25.071	1'33.684	295,1	15:41'00.503
17	19.592	26.942	21.785	25.271	1'33.590	297,5	15:42'34.093
18	19.399	26.902	21.931	25.318	1'33.550	303,4	15:44'07.643
19	19.608	27.016	21.773	25.330	1'33.727	296,7	15:45'41.370
20	19.992	36.063	22.321	25.808	1'44.184	268,7	15:47'25.554
21	19.642	26.998	21.869	25.220	1'33.729	295,1	15:48'59.283
22	19.743	27.057	21.782	25.336	1'33.918	295,9	15:50'33.201

3° 11 S. CORTESE (1'33.465)							
Lap	Seg.1	Seg.2	Seg.3	Seg.4	Lap Time	km/h	Local Time
1		30.127	23.546	28.152		221,8	15:02'03.955
2	20.277	28.696	22.612	25.925	1'37.510	271,4	15:03'41.465
3	19.929	27.188	21.787	25.457	1'34.361	292,7	15:05'15.826
4	19.921	27.208	22.072	25.727	1'34.928	292,7	15:06'50.754
5	19.986	27.026	21.918	25.772	1'34.702	289,5	15:08'25.456
6	25.606	30.049	22.668	38.731	1'57.054P	256,5	15:10'22.510
7	10'28.000	28.097	23.375	29.227	11'48.699P	277,6	15:22'11.209
8	19.955	27.100	21.801	25.655	1'34.511	290,3	15:23'45.720
9	19.865	27.046	22.182	25.607	1'34.700	292,7	15:25'20.420
10	19.806	27.341	22.054	25.497	1'34.698	293,5	15:26'55.118
11	19.997	27.033	21.738	25.548	1'34.316	291,1	15:28'29.434
12	19.822	29.544	22.418	42.185	1'53.969P	291,1	15:30'23.403

5° 60 M. VAN DER MARK (1'33.562)							
Lap	Seg.1	Seg.2	Seg.3	Seg.4	Lap Time	km/h	Local Time
1		32.322	24.018	26.131		226,9	15:02'09.937
2	19.938	27.460	22.138	25.469	1'35.005	294,3	15:03'44.942
3	19.912	27.325	21.919	25.468	1'34.624	294,3	15:05'19.566
4	19.837	27.861	21.924	25.601	1'35.223	292,7	15:06'54.789
5	19.793	27.057	21.873	25.512	1'34.235	293,5	15:08'29.024
6	20.553	27.131	21.820	25.463	1'34.967	289,5	15:10'03.991
7	20.009	29.394	22.702	39.189	1'51.294P	292,7	15:11'55.285
8	7'13.561	29.495	22.032	25.482	8'30.570P	276,9	15:20'25.855
9	19.949	27.079	22.021	25.503	1'34.552	291,1	15:22'00.407
10	19.943	27.289	21.951	25.646	1'34.829	291,9	15:23'35.236
11	19.882	26.946	21.960	38.727	1'47.515P	291,9	15:25'22.751
12	9'46.103	31.759	23.374	26.305	11'07.541P	257,1	15:36'30.292
13	19.986	27.054	21.883	25.483	1'34.406	289,5	15:38'04.698
14	19.923	26.941	21.949	27.989	1'46.802P	291,9	15:39'51.500
15	3'51.711	27.597	21.963	25.407	5'06.678P	272,7	15:44'58.178
16	19.827	26.932	21.793	25.310	1'33.862	294,3	15:46'32.040
17	19.796	26.853	21.700	25.307	1'33.656	295,1	15:48'05.696
18	19.801	26.918	21.796	25.200	1'33.715	293,5	15:49'39.411
19	19.743	26.866	21.767	25.186	1'33.562	295,1	15:51'12.973

15/03/2019 P = Pits In/Out - C = Lap Time Cancelled

These data/results cannot be reproduced, stored and/or transmitted in whole or in part by any manner of electronic, mechanical, photocopying, recording, broadcasting or otherwise now known or herein after developed without the previous express consent by the copyright owner, except for reproduction in daily press and regular printed publications on sale to the public within 60 days of the event related to those data/results and always provided that copyright symbol appears together as follows below.

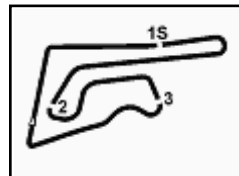
© DORNA WSBK ORGANIZATION Srl 2019

FICR PERUGIA TIMING


Official Tyre Supplier



Official Timekeeper



Pirelli Thai Round, 15-17 March 2019

World Superbike - Chronological Analysis Free Practice 2nd Session

Buriram 4.554 m

2 / 4

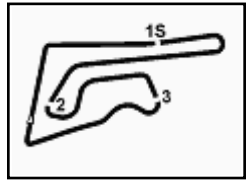
8	19.782	30.073	22.794	37.476	1'50.125P	286,5	15:22'36.770	8	19.891	27.161	21.884	25.535	1'34.471	290,3	15:18'50.237
9	8'25.858	29.269	22.373	25.626	9'43.126P	206,5	15:32'19.896	9	19.917	27.251	21.948	32.186	1'41.302P	291,9	15:20'31.539
10	19.737	27.121	21.983	25.495	1'34.336	289,5	15:33'54.232	10	12'08.747	28.498	22.784	25.971	1'32'26.000P	241,6	15:33'57.539
11	20.228	31.130	22.719	26.194	1'40.271	241,1	15:35'34.503	11	20.004	27.114	21.838	25.411	1'34.367	289,5	15:35'31.906
12	19.854	27.868	22.598	36.456	1'46.776P	289,5	15:37'21.279	12	19.951	30.793	22.921	37.269	1'50.934P	291,1	15:37'22.840
13	4'39.940	28.401	22.254	25.600	5'56.195P	282,0	15:43'17.474	13	4'18.700	28.498	22.231	26.024	5'35.453P	274,1	15:42'58.293
14	19.629	26.866	21.908	25.221	1'33.624	288,8	15:44'51.098	14	19.883	27.073	21.792	25.415	1'34.163	291,9	15:44'32.456
15	19.670	27.300	21.834	25.401	1'34.205	296,7	15:46'25.303	15	19.845	27.199	22.151	34.393	1'43.588	293,5	15:46'16.044
16	19.624	35.224	22.570	25.748	1'43.166	294,3	15:48'08.469	16	19.866	26.993	21.848	25.453	1'34.160	294,3	15:47'50.204
17	19.610	26.876	22.051	25.872	1'34.409	295,1	15:49'42.878	17	19.899	27.839	23.500	26.758	1'37.996	292,7	15:49'28.200
18	19.877	33.892	22.628	25.962	1'42.359	261,5	15:51'25.237	18	19.814	26.904	21.755	25.474	1'33.947	293,5	15:51'02.147

7° 91 L. HASLAM (1'33.797)								10° 66 T. SYKES (1'34.022)							
Lap	Seg.1	Seg.2	Seg.3	Seg.4	Lap Time	km/h	Local Time	Lap	Seg.1	Seg.2	Seg.3	Seg.4	Lap Time	km/h	Local Time
1		32.103	24.022	26.902		225,5	15:02'10.388	1		31.649	23.550	27.504		224,5	15:03'35.420
2	19.912	27.352	22.079	25.575	1'34.918	300,0	15:03'45.306	2	20.201	28.115	43.238	28.170	1'59.724	290,3	15:05'35.144
3	19.652	27.380	21.947	25.526	1'34.505	300,8	15:05'19.811	3	20.020	27.275	22.015	25.431	1'34.741	288,8	15:07'09.885
4	19.814	27.118	21.954	26.986	1'35.872	298,3	15:06'55.683	4	19.985	26.991	21.872	25.376	1'34.224	291,1	15:08'44.109
5	19.974	28.249	23.039	40.759	1'52.021CP	302,5	15:08'47.704	5	20.033	27.491	22.728	25.975	1'36.227	287,2	15:10'20.336
6	16'12.643	30.983	27.103	26.434	1'737.163P	277,6	15:26'24.867	6	20.071	27.125	21.861	25.547	1'34.604	289,5	15:11'54.940
7	19.699	26.883	21.892	25.323	1'33.797	300,0	15:27'58.664	7	20.413	27.887	22.842	38.215	1'49.357P	287,2	15:13'44.297
8	19.614	26.920	21.879	25.384	1'33.797	300,0	15:29'32.461	8	6'58.148	32.443	23.395	31.308	8'25.294P	226,9	15:22'09.591
9	19.703	26.879	24.602	40.456	1'51.640P	296,7	15:31'24.101	9	20.012	27.094	22.857	29.763	1'39.726	290,3	15:23'49.317
10	6'04.154	28.652	22.893	26.042	7'21.741P	274,8	15:38'45.842	10	19.874	26.951	21.926	25.271	1'34.022	294,3	15:25'23.339
11	19.669	26.922	21.913	25.404	1'33.908	297,5	15:40'19.750	11	19.824	26.892	21.929	25.400	1'34.045	294,3	15:26'57.384
12	19.735	27.062	21.969	25.533	1'34.299	298,3	15:41'54.049	12	20.592	27.794	25.352	25.614	1'39.352	286,5	15:28'36.736
13	19.679	27.318	23.352	26.101	1'36.450	300,0	15:43'30.499	13	19.888	27.040	21.993	25.358	1'34.279	294,3	15:30'11.015
14	19.706	29.311	22.871	26.459	1'38.347	296,7	15:45'08.846	14	20.469	27.581	22.493	38.460	1'49.003P	285,0	15:32'00.018
15	19.683	26.973	21.920	25.475	1'34.051	296,7	15:46'42.897	15	12'24.602	35.438	22.826	25.891	1'34'48.757P	261,5	15:45'48.775
16	19.826	28.212	21.864	25.350	1'35.252	295,9	15:48'18.149	16	19.945	27.086	22.025	26.051	1'35.107	291,1	15:47'23.882
17	19.765	26.892	22.161	25.543	1'34.361	300,0	15:49'52.510	17	19.900	27.067	24.541	26.065	1'37.573	290,3	15:49'01.455
18	19.798	26.988	21.946	25.557	1'34.289	297,5	15:51'26.799	18	19.957	27.089	21.996	25.481	1'34.523	292,7	15:50'35.978

8° 50 E. LAVERTY (1'33.899)								11° 7 C. DAVIES (1'34.093)							
Lap	Seg.1	Seg.2	Seg.3	Seg.4	Lap Time	km/h	Local Time	Lap	Seg.1	Seg.2	Seg.3	Seg.4	Lap Time	km/h	Local Time
1		29.767	23.912	26.577		260,9	15:02'01.757	1		29.783	23.586	25.840		254,1	15:02'48.135
2	19.837	27.258	22.248	25.528	1'34.871	297,5	15:03'36.628	2	19.678	28.403	23.736	26.375	1'38.192	301,7	15:04'26.327
3	19.629	27.254	22.090	25.431	1'34.404	300,0	15:05'11.032	3	19.583	27.631	22.367	25.423	1'35.004	300,8	15:06'01.331
4	19.592	26.981	22.021	26.380	1'34.974	296,7	15:06'46.006	4	19.642	26.840	22.116	25.569	1'34.167	300,8	15:07'35.498
5	19.911	27.117	22.075	25.642	1'34.745	297,5	15:08'20.751	5	19.641	26.880	22.149	25.570	1'34.240	300,8	15:09'09.738
6	19.886	27.420	22.471	40.583	1'50.360P	295,9	15:10'11.111	6	19.637	27.449	23.104	38.247	1'48.437P	300,0	15:10'58.175
7	12'10.344	29.112	22.947	26.069	1'328.472P	273,4	15:23'39.583	7	9'50.793	27.951	24.020	31.330	1'11'4.094P	287,2	15:22'12.269
8	19.771	26.962	22.087	25.546	1'34.366	298,3	15:25'13.949	8	19.711	26.976	22.814	25.733	1'35.234	301,7	15:23'47.503
9	19.595	27.015	22.078	25.484	1'34.172	298,3	15:26'48.121	9	19.583	26.864	22.143	25.876	1'34.466	303,4	15:25'21.969
10	19.712	27.015	22.066	25.474	1'34.267	299,2	15:28'22.388	10	19.577	30.210	22.580	26.237	1'38.604	304,2	15:27'00.573
11	19.536	26.994	21.967	25.464	1'33.961	299,2	15:29'56.349	11	19.570	26.751	22.177	25.645	1'34.143	301,7	15:28'34.716
12	20.195	28.118	22.423	38.553	1'49.289P	283,5	15:31'45.638	12	19.641	26.867	25.626	38.153	1'50.287P	302,5	15:30'25.003
13	9'46.632	29.835	22.819	26.286	1'105.572P	264,7	15:42'51.210	13	8'22.901	28.390	22.434	25.984	9'39.709P	285,7	15:40'04.712
14	19.560	26.924	22.018	25.523	1'34.025	298,3	15:44'25.235	14	19.756	26.978	22.002	25.489	1'34.225	300,8	15:41'38.937
15	19.629	26.953	21.956	25.361	1'33.899	298,3	15:45'59.134	15	19.596	26.912	22.103	25.482	1'34.093	303,4	15:43'13.030
16	22.595	30.742	22.651	26.116	1'42.104	247,1	15:47'41.238	16	19.568	28.029	22.688	26.163	1'36.448	302,5	15:44'49.478
17	19.651	26.870	22.062	25.606	1'34.189	297,5	15:49'15.427	17	19.629	26.988	22.119	25.527	1'34.263	302,5	15:46'23.741
18	19.614	26.966	21.911	25.468	1'33.959	299,2	15:50'49.386	18	19.574	26.890	22.218	25.472	1'34.154	302,5	15:47'57.895
								19	21.251	29.995	23.390	25.944	1'40.580	247,1	15:49'38.475
								20	19.573	26.828	22.254	25.485	1'34.140	302,5	15:51'12.615

9° 2 L. CAMIER (1'33.947)							
Lap	Seg.1	Seg.2	Seg.3	Seg.4	Lap Time	km/h	Local Time
1		30.931	23.964	26.422		225,0	15:02'10.567
2	19.957	27.536	22.064	25.562	1'35.119	296,7	15:03'45.686
3	19.891	27.627	22.028	36.061	1'45.607P	296,7	15:05'31.293
4	5'44.801	28.585	22.234	25.729	7'01.349P	273,4	15:12'32.642
5	19.999	27.154	21.714	25.455	1'34.322	289,5	15:14'06.964
6	19.947	27.074	21.789	25.411	1'34.221	290,3	15:15'41.185
7	19.946	27.131	21.895	25.609	1'34.581	291,1	15:17'15.766

12° 28 M. REITERBERGER (1'34.327)							
Lap	Seg.1	Seg.2	Seg.3	Seg.4	Lap Time	km/h	Local Time
1		29.881	23.177	26.384		250,0	15:01'49.243
2	20.083	27.451	22.091	25.502	1'35.127	292,7	15:03'24.370
3	20.030	27.271	21.864	25.642	1'34.807	292,7	15:04'59.177
4	20.007	27.102	21.912				



Pirelli Thai Round, 15-17 March 2019

World Superbike - Chronological Analysis Free Practice 2nd Session

Buriram 4.554 m

3 / 4

6	20.008	27.244	22.081	26.439	1'35.772	291,9	15:09'44.458	5	20.053	27.535	22.247	25.645	1'35.480	291,9	15:08'26.447
7	20.017	27.255	21.898	25.619	1'34.789	290,3	15:11'19.247	6	20.067	27.417	21.988	25.600	1'35.072	290,3	15:10'01.519
8	19.969	27.258	21.891	25.463	1'34.581	291,9	15:12'53.828	7	20.141	27.625	22.032	25.722	1'35.520	288,0	15:11'37.039
9	20.417	28.865	22.777	42.900	1'54.959P	283,5	15:14'48.787	8	20.143	27.791	22.301	39.037	1'49.272P	287,2	15:13'26.311
10	20'47.388	30.226	22.814	26.136	22'06.564P	261,5	15:36'55.351	9	11'05.690	32.110	26.247	25.809	12'29.856P	242,2	15:25'56.167
11	20.055	28.698	22.779	25.847	1'37.379	287,2	15:38'32.730	10	20.108	27.510	22.193	25.683	1'35.494	289,5	15:27'31.661
12	19.991	27.009	21.930	25.397	1'34.327	290,3	15:40'07.057	11	20.040	27.432	22.003	25.672	1'35.147	291,1	15:29'06.808
13	19.903	27.193	21.881	25.457	1'34.434	292,7	15:41'41.491	12	20.076	27.385	22.405	25.633	1'35.499	288,0	15:30'42.307
14	19.915	29.119	22.212	25.636	1'36.882	287,2	15:43'18.373	13	20.029	27.592	22.134	25.738	1'35.493	286,5	15:32'17.800
15	19.826	27.142	21.789	25.669	1'34.426	295,1	15:44'52.799	14	20.140	28.717	26.198	37.051	1'52.106P	284,2	15:34'09.906
16	20.003	31.226	22.439	40.428	1'54.096P	291,9	15:46'46.895	15	5'13.116	28.992	22.240	25.776	6'30.124P	245,5	15:40'40.030
17	1'17.438	29.026	22.777	26.524	2'35.765P	258,4	15:49'22.660	16	20.018	27.277	21.951	25.746	1'34.992	291,1	15:42'15.022
18	20.013	28.134	22.806	26.225	1'37.178	291,9	15:50'59.838	17	19.849	27.285	22.013	25.519	1'34.666	292,7	15:43'49.688

13° 81 J. TORRES (1'34.520)

Lap	Seg.1	Seg.2	Seg.3	Seg.4	Lap Time	km/h	Local Time
1		30.670	23.135	26.330		252,9	15:01'52.792
2	20.360	28.190	22.411	25.822	1'36.783	290,3	15:03'29.575
3	20.285	27.412	22.169	25.611	1'35.427	288,0	15:05'05.002
4	20.063	27.550	22.282	25.611	1'35.506	288,8	15:06'40.508
5	20.187	27.298	22.113	25.562	1'35.160	288,8	15:08'15.668
6	20.105	27.280	22.050	25.522	1'34.957	287,2	15:09'50.625
7	20.160	27.296	22.046	25.492	1'34.994	287,2	15:11'25.619
8	20.587	28.074	22.338	37.551	1'48.550P	276,9	15:13'14.169
9	15'52.052	29.225	23.421	26.270	17'10.968P	251,7	15:30'25.137
10	20.075	27.362	22.009	25.494	1'34.940	285,0	15:32'00.077
11	20.123	27.242	21.910	25.355	1'34.630	285,7	15:33'34.707
12	20.066	27.157	21.900	25.397	1'34.520	283,5	15:35'09.227
13	20.138	27.191	21.944	25.439	1'34.712	286,5	15:36'43.939
14	20.102	27.424	21.893	25.356	1'34.775	285,0	15:38'18.714
15	20.060	28.295	22.390	42.220	1'52.965P	285,7	15:40'11.679
16	4'22.704	30.184	22.354	25.781	5'41.023P	219,1	15:45'52.702
17	20.070	30.141	22.098	25.578	1'37.887	288,0	15:47'30.589
18	20.015	27.470	21.898	25.474	1'34.857	287,2	15:49'05.446
19	25.248	37.086	24.207	41.972	2'08.513P	178,8	15:51'13.959

14° 21 M. RINALDI (1'34.550)

Lap	Seg.1	Seg.2	Seg.3	Seg.4	Lap Time	km/h	Local Time
1		30.459	23.830	26.724		224,5	15:02'17.505
2	19.858	28.133	23.159	26.378	1'37.528	298,3	15:03'55.033
3	19.965	28.118	22.671	25.944	1'36.698	295,1	15:05'31.731
4	19.719	27.951	22.495	25.751	1'35.916	295,1	15:07'07.647
5	19.630	27.694	22.309	25.701	1'35.334	297,5	15:08'42.981
6	22.882	29.931	23.859	39.904	1'56.576P	233,8	15:10'39.557
7	10'27.084	28.686	23.103	26.304	11'45.177P	268,0	15:22'24.734
8	19.806	27.562	22.304	25.832	1'35.504	295,9	15:24'00.238
9	19.757	27.425	22.253	25.767	1'35.202	299,2	15:25'35.440
10	19.699	27.377	22.286	25.743	1'35.105	299,2	15:27'10.545
11	19.650	27.387	22.234	25.661	1'34.932	298,3	15:28'45.477
12	23.148	32.141	24.484	40.758	2'00.531P	226,9	15:30'46.008
13	10'21.585	32.518	23.411	26.617	11'44.131P	193,9	15:42'30.139
14	19.823	27.513	22.456	26.056	1'35.848	299,2	15:44'05.987
15	19.654	27.579	22.275	25.688	1'35.196	297,5	15:45'41.183
16	19.635	27.211	22.169	25.645	1'34.660	299,2	15:47'15.843
17	19.647	27.257	22.243	25.695	1'34.842	297,5	15:48'50.685
18	19.651	27.259	22.069	25.571	1'34.550	298,3	15:50'25.235

15° 36 L. MERCADO (1'34.666)

Lap	Seg.1	Seg.2	Seg.3	Seg.4	Lap Time	km/h	Local Time
1		35.934	27.774	27.207		243,8	15:02'03.689
2	20.120	27.753	22.265	25.764	1'35.902	291,1	15:03'39.591
3	20.163	27.472	22.193	25.505	1'35.333	288,8	15:05'14.924
4	20.136	27.670	22.559	25.678	1'36.043	287,2	15:06'50.967

16° 23 R. KIYONARI (1'34.783)

Lap	Seg.1	Seg.2	Seg.3	Seg.4	Lap Time	km/h	Local Time
1		30.787	24.132	27.410		243,2	15:02'03.376
2	19.927	27.568	22.134	25.460	1'35.089	295,9	15:03'38.465
3	19.999	27.327	22.081	25.581	1'34.988	293,5	15:05'13.453
4	19.978	27.922	22.919	26.008	1'43.727	288,0	15:06'57.180
5	19.830	27.335	22.143	25.907	1'35.215	300,0	15:08'32.395
6	20.139	27.454	22.257	26.078	1'35.928	293,5	15:10'08.323
7	19.892	27.350	22.089	25.616	1'34.947	295,9	15:11'43.270
8	20.564	27.937	22.465	38.732	1'49.698P	288,8	15:13'32.968
9	6'58.637	29.407	22.676	26.132	8'16.852P	259,6	15:21'49.820
10	20.120	27.747	22.211	25.744	1'35.822	291,9	15:23'25.642
11	19.843	27.193	23.374	26.289	1'36.699	295,9	15:25'02.341
12	19.863	27.362	22.096	25.699	1'35.020	296,7	15:26'37.361
13	20.756	29.645	22.804	38.583	1'51.788P	291,1	15:28'29.149
14	4'25.505	33.318	22.766	26.012	5'47.601P	271,4	15:34'16.750
15	19.982	27.698	22.498	25.575	1'35.753	292,7	15:35'52.503
16	19.760	27.298	21.986	25.739	1'34.783	294,3	15:37'27.286
17	20.087	27.711	22.643	25.965	1'36.406	291,9	15:39'03.692
18	19.889	27.508	22.148	25.664	1'35.209	291,9	15:40'38.901
19	19.826	27.316	21.936	26.220	1'35.298	294,3	15:42'14.199
20	19.960	27.256	22.147	25.606	1'34.969	294,3	15:43'49.168
21	19.853	33.239	23.163	37.797	1'54.052P	291,9	15:45'43.220
22	3'39.962	28.627	23.057	26.291	4'57.937P	262,1	15:50'41.157

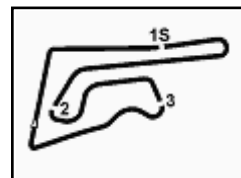
17° 99 T. WAROKORN (1'34.945)

Lap	Seg.1	Seg.2	Seg.3	Seg.4	Lap Time	km/h	Local Time
1		32.054	23.952	26.448		254,1	15:02'11.056
2	19.754	28.170	22.278	26.038	1'36.240	302,5	15:03'47.296
3	19.808	27.596	22.234	28.620	1'38.258	297,5	15:05'25.554
4	19.939	27.585	22.282	25.884	1'35.690	294,3	15:07'01.244
5	19.829	27.854	22.284	26.107	1'36.074	295,9	15:08'37.318
6	19.844	27.844	22.390	25.909	1'35.987	295,9	15:10'13.305
7	19.836	27.688	22.219	25.998	1'35.741	295,1	15:11'49.046
8	19.923	27.806	22.236	26.294	1'36.259	295,1	15:13'25.305
9	20.227	28.737	23.558	42.082	1'54.604P	291,9	15:15'19.909
10	11'29.904	29.620	23.164	26.812	12'49.500P	279,8	15:28'09.409
11	23.639	28.085	22.538	26.160	1'40.422	285,7	15:29'49.831
12	19.928	27.721	22.346	25.948	1'35.943	292,7	15:31'25.774
13	19.925	27.692	22.368	26.051	1'36.036	291,9	15:33'01.810
14	19.880	27.577	22.208	26.040	1'35.705	291,1	15:34'37.515
15	19.999	27.592	22.181	25.737	1'35.509	291,9	15:36'13.024
16	19.864	27.571	22.251	25.743	1'35.429	293,5	15:37'48.453
17	19.820	27.610	22.077	25.738	1'35.245	293,5	15:39'23.698
18	19.832	27.638	22.019	25.661	1'35.150	294,3	15:40'58.848

15/03/2019 P = Pits In/Out - C = Lap Time Cancelled

These data/results cannot be reproduced, stored and/or transmitted in whole or in part by any manner of electronic, mechanical, photocopying, recording, broadcasting or otherwise now known or herein after developed without the previous express consent by the copyright owner, except for reproduction in daily press and regular printed publications on sale to the public within 60 days of the event related to those data/results and always provided that copyright symbol appears together as follows below.

© DORNA WSBK ORGANIZATION Srl 2019



Buriram 4.554 m

4 / 4

Pirelli Thai Round, 15-17 March 2019

World Superbike - Chronological Analysis Free Practice 2nd Session

19	19.763	27.333	22.122	25.727	1'34.945	296,7	15:42'33.793
20	19.687	27.450	21.978	26.492	1'35.607	298,3	15:44'09.400
21	19.884			41.912	1'56.792P	297,5	15:46'06.192
22	3'02.093	34.204	23.313	29.266	4'28.876P	273,4	15:50'35.068

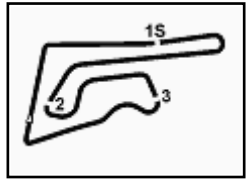
18° 54 T. RAZGATLIOGLU (1'34.971)							
Lap	Seg.1	Seg.2	Seg.3	Seg.4	Lap Time	km/h	Local Time
1		29.114	23.463	26.261		278,4	15:01'44.815
2	19.948	27.547	22.420	25.955	1'35.870	295,1	15:03'20.685
3	20.106	27.561	22.347	26.103	1'36.117	290,3	15:04'56.802
4	20.244	27.749	22.448	27.263	1'37.704	287,2	15:06'34.506
5	20.206	27.575	22.247	25.830	1'35.858	291,1	15:08'10.364
6	19.946	27.760	22.289	26.011	1'36.006	290,3	15:09'46.370
7	20.161	27.482	22.210	25.879	1'35.732	288,8	15:11'22.102
8	20.186	29.272	23.577	38.341	1'51.376P	287,2	15:13'13.478
9	16'35.888	30.495	23.267	26.752	17'56.402P	276,2	15:31'09.880
10	19.993	27.451	22.298	25.740	1'35.482	288,0	15:32'45.362
11	20.001	27.579	22.156	25.701	1'35.437	288,0	15:34'20.799
12	20.097	27.543	22.365	36.791	1'46.796P	288,8	15:36'07.595
13	9'16.364	29.434	23.383	27.675	10'36.856P	257,8	15:46'44.451
14	19.818	27.356	22.195	25.602	1'34.971	294,3	15:48'19.422
15	20.025	27.310	21.941	25.709	1'34.985	291,1	15:49'54.407
16	19.812	27.632	22.273	26.038	1'35.755	295,1	15:51'30.162

19° 52 A. DELBIANCO (1'35.727)							
Lap	Seg.1	Seg.2	Seg.3	Seg.4	Lap Time	km/h	Local Time
1		33.818	22.775	26.227		229,3	15:01'49.596
2	20.753	28.119	22.300	25.936	1'37.108	283,5	15:03'26.704
3	20.686	27.837	22.251	26.073	1'36.847	282,7	15:05'03.551
4	20.545	28.894	22.235	25.811	1'37.485	279,1	15:06'41.036
5	20.344	27.723	22.250	26.360	1'36.677	283,5	15:08'17.713
6	21.804	29.110	22.335	40.733	1'53.982P	266,7	15:10'11.695
7	10'57.441	28.434	22.147	25.998	12'14.020P	268,0	15:22'25.715
8	20.524	27.722	22.179	25.986	1'36.411	281,3	15:24'02.126
9	20.499	27.650	33.792	26.728	1'48.669	282,7	15:25'50.795
10	20.544	27.810	22.433	25.862	1'36.649	282,0	15:27'27.444
11	20.494	27.792	22.296	25.868	1'36.450	282,7	15:29'03.894
12	20.197	27.489	22.142	25.899	1'35.727	282,7	15:30'39.621
13	22.153	29.304	24.247	39.008	1'54.712P	262,1	15:32'34.333
14	10'58.244	28.695	22.427	26.606	12'15.972P	256,5	15:44'50.305
15	20.282	27.757	22.253	25.525	1'35.817	282,0	15:46'26.122
16	20.265	30.070	23.655	26.356	1'40.346	283,5	15:48'06.468
17	20.371	27.849	22.212	26.173	1'36.605	283,5	15:49'43.073
18	22.474	30.885	23.662	40.011	1'57.032P	246,0	15:51'40.105

15/03/2019 P = Pits In/Out - C = Lap Time Cancelled

These data/results cannot be reproduced, stored and/or transmitted in whole or in part by any manner of electronic, mechanical, photocopying, recording, broadcasting or otherwise now known or herein after developed without the previous express consent by the copyright owner, except for reproduction in daily press and regular printed publications on sale to the public within 60 days of the event related to those data/results and always provided that copyright symbol appears together as follows below.

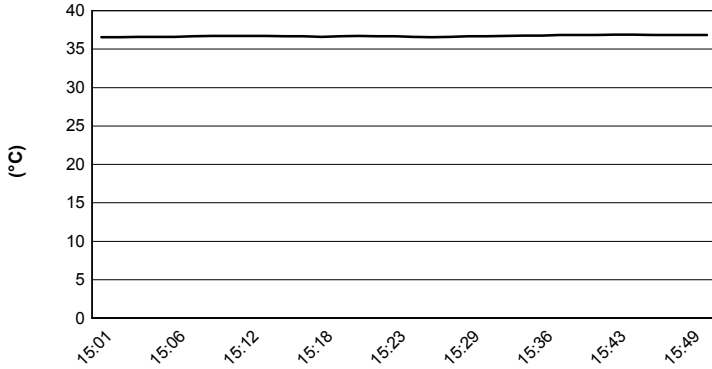
© DORNA WSBK ORGANIZATION Srl 2019



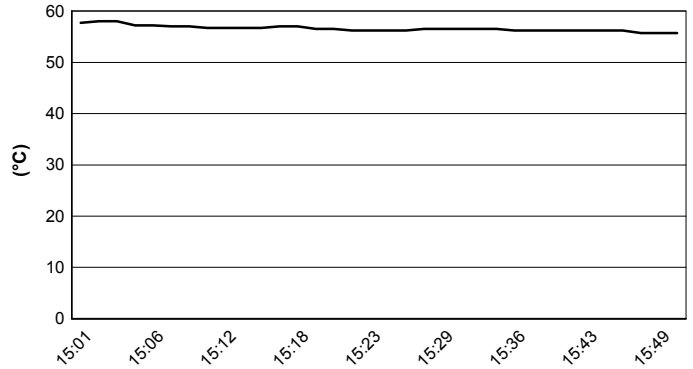
Buriram 4.554 m

Pirelli Thai Round, 15-17 March 2019
World Superbike - Weather Report Free Practice 2nd Session
 Session started 15:00 - Session ended 15:51

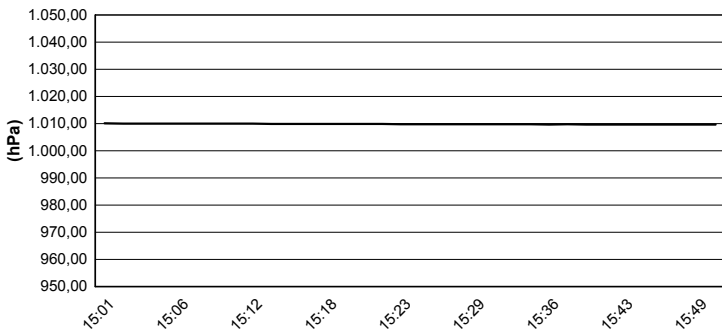
Air Temperature



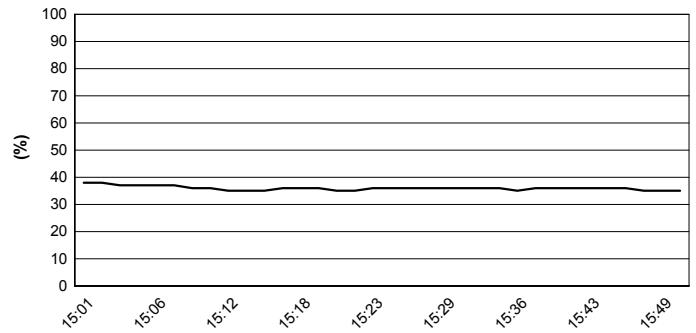
Track Temperature



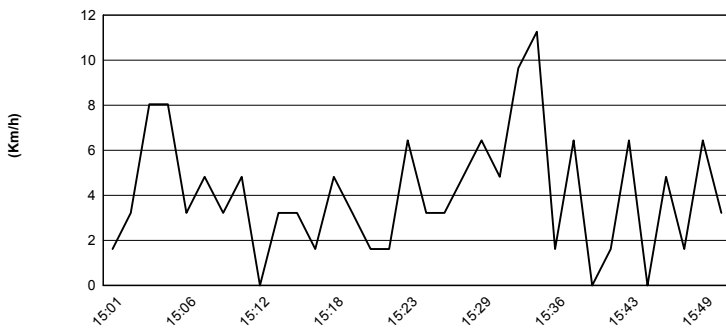
Air Pressure



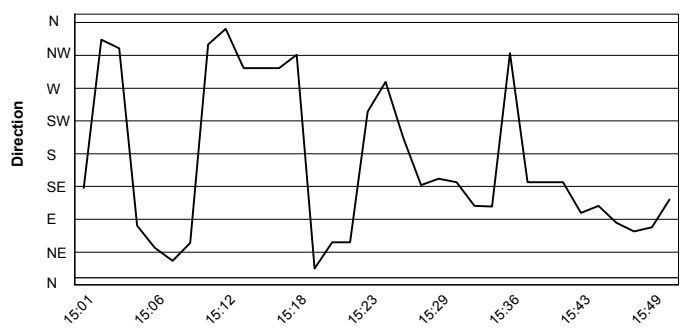
Humidity



Wind Speed



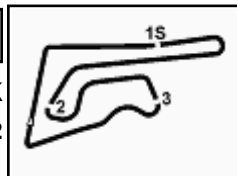
Wind Direction



15/03/2019

These data/results cannot be reproduced, stored and/or transmitted in whole or in part by any manner of electronic, mechanical, photocopying, recording, broadcasting or otherwise now known or herein after developed without the previous express consent by the copyright owner, except for reproduction in daily press and regular printed publications on sale to the public within 60 days of the event related to those data/results and always provided that copyright symbol appears together as follows below.

© DORNA WSBK ORGANIZATION Srl 2019



Buriram 4.554 m

Pirelli Thai Round, 15-17 March 2019 World Superbike - Best Laps & Speeds

No.	Rider Bike	Nat	Best Lap		FP1		FP2								
			LL	SPD	LL	SPD	LL	SPD							
1	19 A. BAUTISTA Ducati Panigale V4 R	ESP	1'32.971 41 309,4		1'33.089 20 309,4		1'32.971 21 308,5								
2	1 J. REA Kawasaki ZX-10RR	GBR	1'33.269 37 301,6		1'33.288 17 301,6		1'33.269 20 301,6								
3	11 S. CORTESE Yamaha YZF R1	GER	1'33.465 35 295,0		1'34.189 18 295,0		1'33.465 17 295,0								
4	22 A. LOWES Yamaha YZF R1	GBR	1'33.550 40 303,3		1'34.150 19 299,1		1'33.550 21 303,3								
5	60 M. VAN DER MARK Yamaha YZF R1	NED	1'33.562 35 298,3		1'33.911 17 298,3		1'33.562 18 295,0								
6	33 M. MELANDRI Yamaha YZF R1	ITA	1'33.624 32 297,5		1'34.025 15 295,8		1'33.624 17 297,5								
7	91 L. HASLAM Kawasaki ZX-10RR	GBR	1'33.797 39 302,5		1'34.556 22 298,3		1'33.797 17 302,5								
8	50 E. LAVERTY Ducati Panigale V4 R	IRL	1'33.899 31 301,6		1'34.291 14 301,6		1'33.899 17 300,0								
9	2 L. CAMIER Honda CBR1000RR	GBR	1'33.947 29 296,7		1'34.853 12 295,0		1'33.947 17 296,7								
10	66 T. SYKES BMW S1000 RR	GBR	1'34.022 34 295,8		1'34.029 17 295,8		1'34.022 17 294,2								
11	7 C. DAVIES Ducati Panigale V4 R	GBR	1'34.093 37 306,8		1'34.244 18 306,8		1'34.093 19 304,2								
12	28 M. REITERBERGER BMW S1000 RR	GER	1'34.327 29 295,0		1'34.933 12 295,0		1'34.327 17 295,0								
13	81 J. TORRES Kawasaki ZX-10RR	ESP	1'34.520 33 293,4		1'34.741 15 293,4		1'34.520 18 290,3								
14	21 M. RINALDI Ducati Panigale V4 R	ITA	1'34.550 34 300,8		1'35.688 17 300,8		1'34.550 17 299,1								
15	36 L. MERCADO Kawasaki ZX-10RR	ARG	1'34.666 35 292,6		1'35.199 15 291,8		1'34.666 20 292,6								
16	23 R. KIYONARI Honda CBR1000RR	JPN	1'34.783 37 300,0		1'34.967 16 297,5		1'34.783 21 300,0								
17	99 T. WAROKORN Kawasaki ZX-10RR	THA	1'34.945 39 302,5		1'35.927 18 297,5		1'34.945 21 302,5								
18	54 T. RAZGATLIOGLU Kawasaki ZX-10RR	TUR	1'34.971 30 295,0		1'35.208 15 292,6		1'34.971 15 295,0								
19	52 A. DELBIANCO Honda CBR1000RR	ITA	1'35.727 34 283,4		1'36.972 17 281,9		1'35.727 17 283,4								

15/03/2019

These data/results cannot be reproduced, stored and/or transmitted in whole or in part by any manner of electronic, mechanical, photocopying, recording, broadcasting or otherwise now known or herein after developed without the previous express consent by the copyright owner, except for reproduction in daily press and regular printed publications on sale to the public within 60 days of the event related to those data/results and always provided that copyright symbol appears together as follows below.

© DORNA WSBK ORGANIZATION Srl 2019

PIRELLI PERUGIA TIMING



Official Tyre Supplier



Official Timekeeper